

GGL/SEC/2024/1381

6<sup>th</sup> November, 2024

<b>BSE Limited,</b> Phiroze Jijibhoy Tower, Dalal Street, Mumbai  <b>Company Code: BSE - 539336</b>	<b>National Stock Exchange of India Ltd,</b> Exchange Plaza, 5 <sup>th</sup> Floor, Plot No. C/1, G Block, Bandra Kurla Complex, Bandra (East), Mumbai  <b>Company Code: NSE - GUJGASLTD</b>
---	---

**Sub: Intimation under Regulation 30 of the SEBI (Listing Obligations and Disclosure Requirements) Regulations, 2015**

**Respected Sir/ Madam,**

We are pleased to enclose herewith the Investor Presentation Q2 FY- 2024 - 25. The same will be made available on the website of the Company viz. [www.gujaratgas.com](http://www.gujaratgas.com).

The said presentation will also be used for Post Results Earning Conference Call with Analysts/Investors by GGL.

This is for your information and records.

Thanking you,

**For, Gujarat Gas Limited**

Sandeep Dave  
**Company Secretary**

**Encl:** As above




GUJARAT GAS

#FUELINGTHEGROWTH

Evolving  
**GREEN ENERGY**  
to New Heights  
**PAN India!**

GUJARAT GAS LIMITED  
INVESTOR PRESENTATION

Q2 FY 2024-25



# Safe Harbor Statement

Statements in this presentation may contain forward-looking information concerning Gujarat Gas Limited (“Gujarat Gas” or “Company”)’s strategy, operations, financial performance or condition, outlook, growth opportunities or circumstances in the sectors or markets in which the Company operates. Forward-looking statements can sometimes be identified by the use of forward-looking words such as "may", "believe", "will", "expect", "project", "estimate", "should", "anticipate", "plan", "continue", "seek", "pro forma", "potential", "target", "forecast", "intend" or other similar words or expressions of the narrative thereof and by their nature, involve uncertainty because they depend on future circumstances, and relate to events, not all of which are in the Company’s control or can be predicted by the Company. Although the Company believes that the expectations reflected in such forward-looking statements are reasonable, no assurance can be given that such expectations will prove to have been correct. Actual results could differ materially from those set out in the forward-looking statements. For a detailed analysis of the factors that may affect our business, financial performance or results of operations, we urge you to look at the relevant article on Risk Management included in the Company’s latest Annual Report. Presentation is not, and nothing in it should be construed as, an offer, invitation or recommendation in respect of the Company’s securities or an offer, invitation or recommendation to sell, or a solicitation of an offer to buy the Company’s securities. Neither this presentation nor anything in it shall form the basis of any contract/commitment or in connection with any investment decision. This presentation is not intended to be relied upon as advice to investors or potential investors and does not take into account the investment objectives, financial situation or needs of any investor. No representation or warranty, express or implied, is provided in relation to the fairness, accuracy, correctness, completeness or reliability of the information, opinions or conclusions expressed herein.

# The Group – presence across natural gas value chain



## Gujarat State Petroleum Corporation (GSPC)

India's second largest natural gas trading company



## Gujarat State Petronet Limited (GSPL)

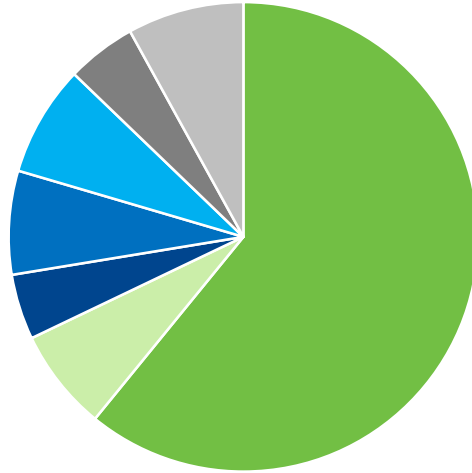
India's second largest natural gas transmission company



## Gujarat Gas Limited (GGL)

India's leading City Gas Distribution (CGD) company

# Shareholding Pattern



**60.89%**  
Promoter Group  
Shareholding

**7.01%**  
Companies where  
Government is a promoter

**4.51%**  
Foreign Portfolio Investors

**7.14%**  
Mutual Funds

**7.64%**  
Bodies Corporate

**4.79%**  
Resident Individuals

**8.02%**  
Others

## Promoter Group % of Share Holding

**54.17%**

Gujarat State Petronet Ltd.

**6.53%**

Government of Gujarat

**0.19%**

Gujarat State Energy  
Generation Ltd.

**60.89%**

Promoters' Shareholding

*\*As on September 30, 2024*

# Gujarat Gas – India's Leading CGD Company



**27**

CGD Authorizations



**41,700+**

Kms of Gas Pipeline Network\*



**820**

CNG Stations\*



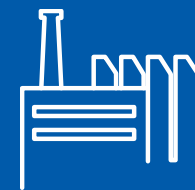
**21.90 Lakh+**

PNG Domestic Connections\*



**15,470+**

PNG Commercial Connections\*

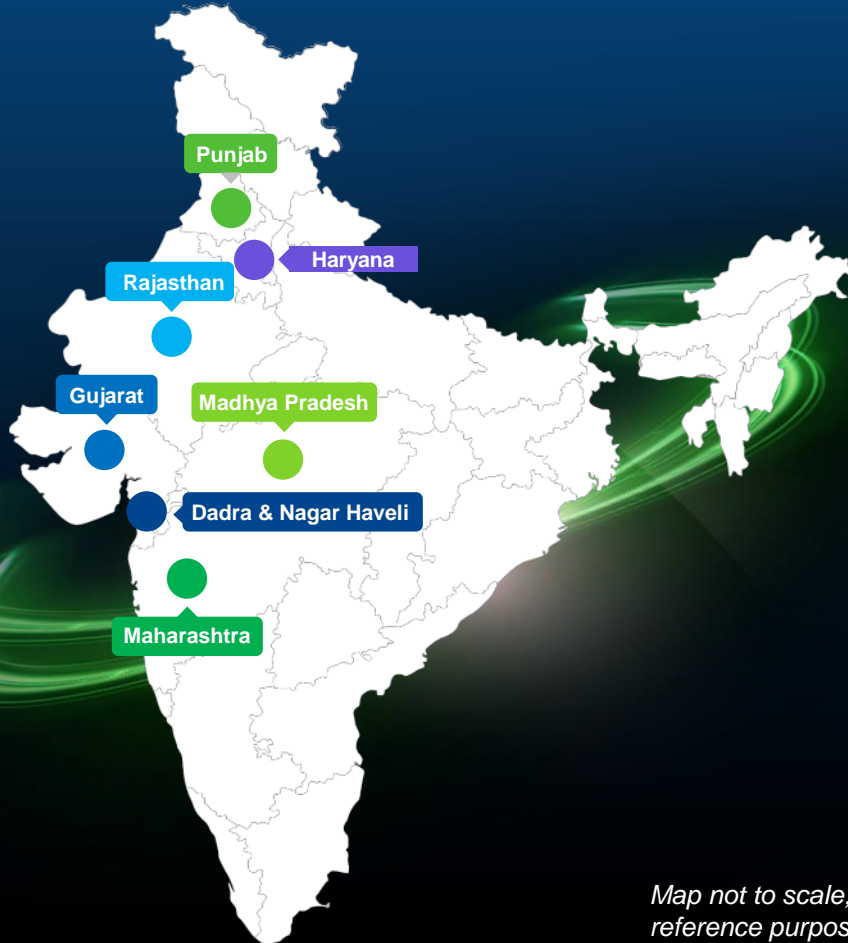


**4,410+**

PNG Industrial Connections\*

\* As on September 30, 2024

# Gujarat Gas – CGD Licenses across 6 states & 1 UT



Map not to scale, only for reference purpose

- Ahmedabad District\*
- Amreli District
- Anand District\*
- Bhavnagar
- Dahej-Vagra Taluka
- Dahod District
- Hazira
- Jamnagar
- Kutch (West)
- Nadiad
- Narmada (Rajpipla) District
- Navsari
- Panchmahal District
- Rajkot (Including Morbi)
- Surat – Bharuch – Ankleshwar
- Surendranagar
- Valsad

Union Territory of Dadra & Nagar Haveli

Palghar District and Thane Rural

Ujjain District\*, Dewas District\* and Indore District\*

Jhabua	Banswara
Ratlam	Dungarpur Districts

Jalore and Sirohi District

Sirsa, Fatehabad and

Mansa (Punjab) Districts

Amritsar	Bhatinda
----------	----------

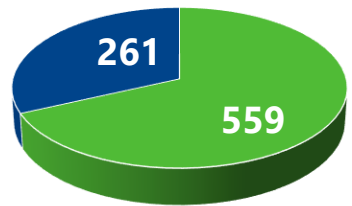
Ferozepur, Faridkot and Sri Muktsar Sahib Districts

Hoshiarpur and Gurdaspur Districts

\*Except area already authorized

# CNG stations in Gujarat and Outside Gujarat across States

## CNG Stations



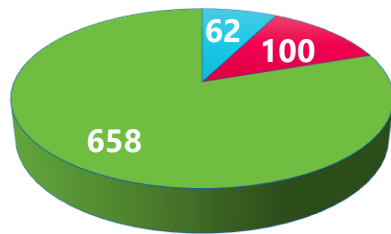
**820**

Total

As on Sep 30, 2024

■ Gujarat ■ Outside Gujarat

## Type of CNG Stations



■ COCO ■ Franchisee ■ OMCs



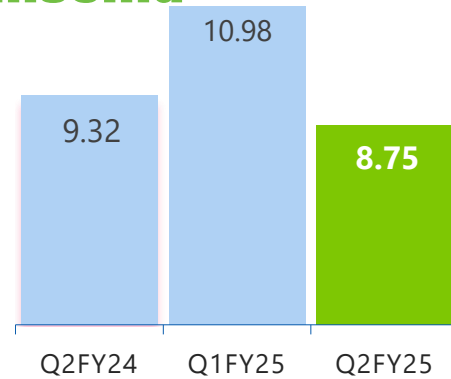


# Gas Sales: Q2 FY25



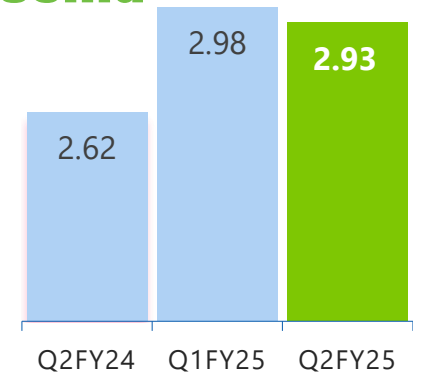
## Total Volume

**8.75 mmscmd**



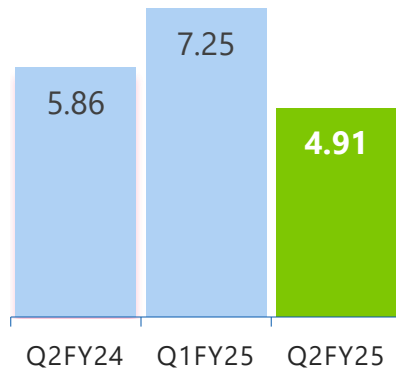
## CNG

**2.93 mmscmd**



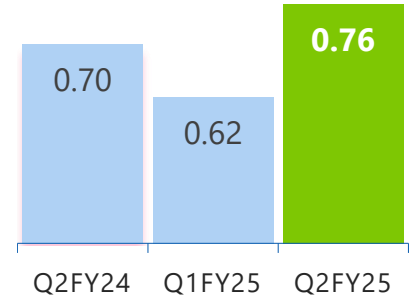
## PNG - Industrial

**4.91 mmscmd**



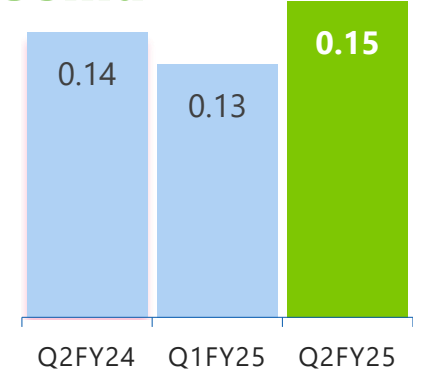
## PNG - Domestic

**0.76 mmscmd**



## PNG - Commercial

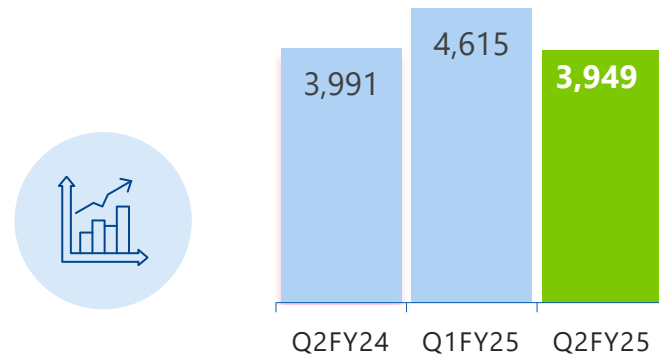
**0.15 mmscmd**



# Standalone Financial Highlights: Q2 FY25

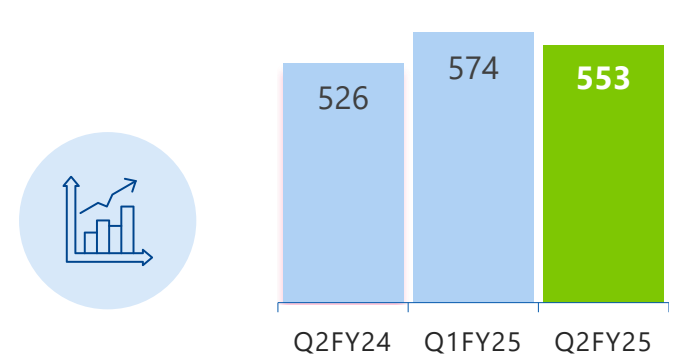
## Revenue from Operations

**₹ 3,949 Crore**



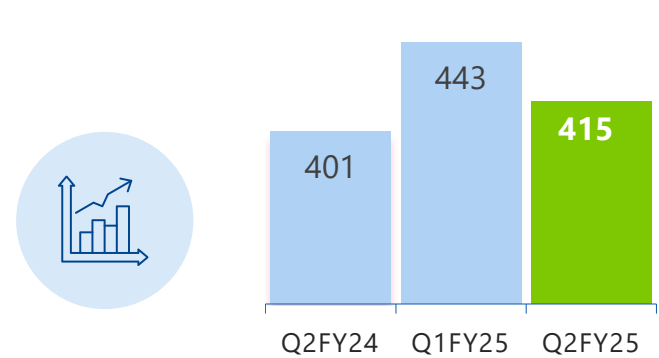
## EBITDA\*

**₹ 553 Crore**



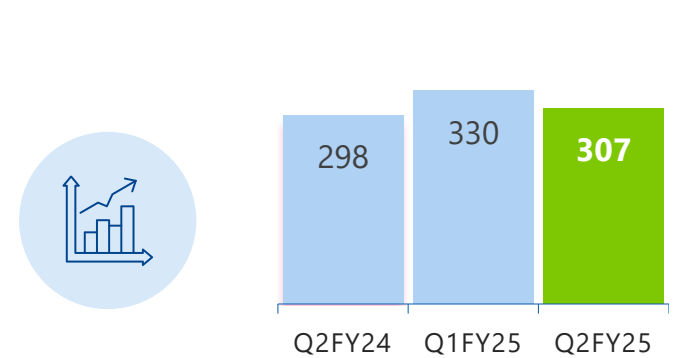
## Profit before Tax

**₹ 415 Crore**



## Profit after Tax

**₹ 307 Crore**

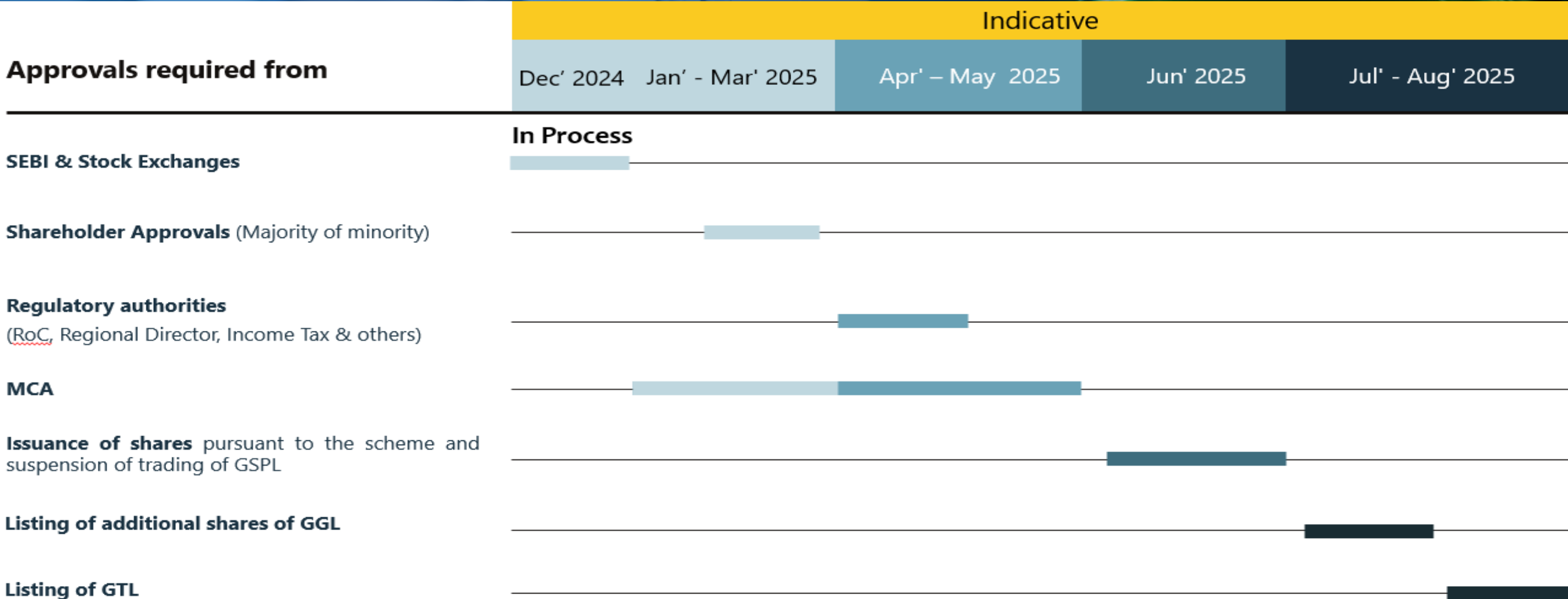


*\*Previous period EBITDA reclassified to include interest income*

# Business Updates

- During the Quarter, GSPC Group after approval of Board on 30<sup>th</sup> August 24 announces Scheme of Arrangement & Simplification of Corporate Structure. The group aims at transforming itself into a large conglomerate with consolidated business presence across the Energy value chain.
- CNG volumes of 2.93 mmscmd in Q2 FY25 increase by 12% as compared to previous Q2 FY 24 on the back of investments in station infrastructure.
- Domestic volumes of 0.76 mmscmd in Q2 FY25 increase by 9% as compared to previous Q2 FY 24.
- In Sept, 2024, Commissioned Compressed Bio Gas offtake facility of M/s MEPL Bio Energy LLP directly in to GGL MDPE pipeline network at Batala, Gurdaspur. This is 1st of its kind in the state of Punjab by any CGD company.
- The company has a signed volume of ~5,27,000 scmd yet to be commissioned.
- After announcement of Scheme of Arrangement, Gujarat Gas continues to have a Credit Rating of AAA Stable / A1+ from CARE and India Ratings and AAA Stable / A1+ (Watch Developing) from CRISIL.

# Milestones and Approvals

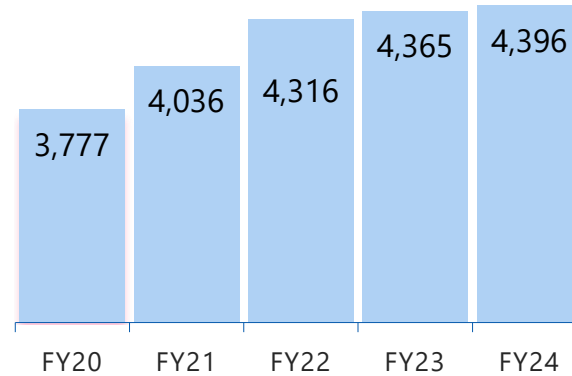


**Necessary Approvals to be obtained and the Scheme is Expected to be Completed by August 2025**

# Key Operational Indicators: Cumulative Numbers as on 31<sup>st</sup> March

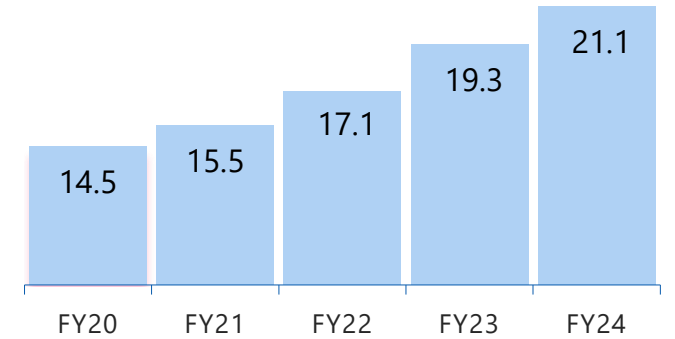
## Industrial customers

**4,396**



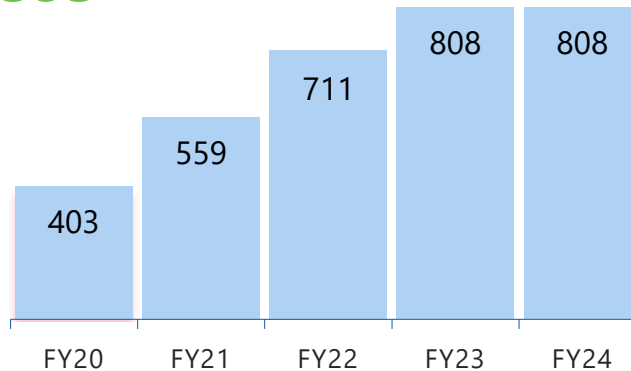
## Domestic customers

**21.1 Lakhs**



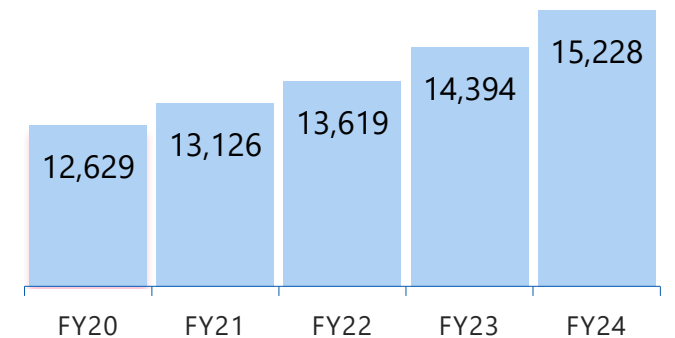
## CNG

**808**



## Commercial customers

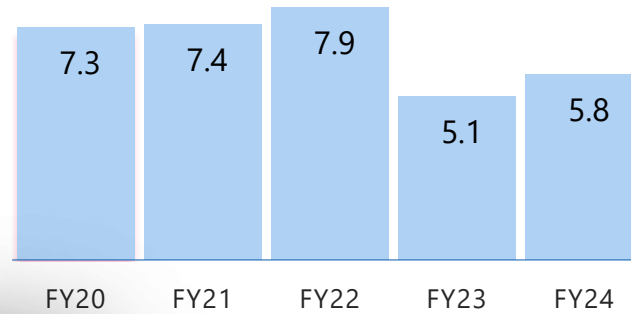
**15,228**



# Gas Sales Volumes as on 31<sup>st</sup> March


## Industrial

**5.8 mmscmd**



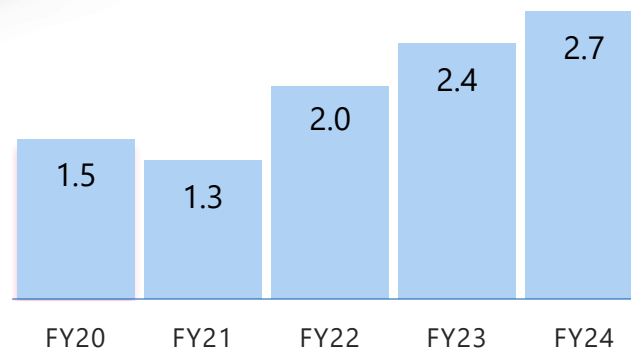
## Domestic

**0.71 mmscmd**



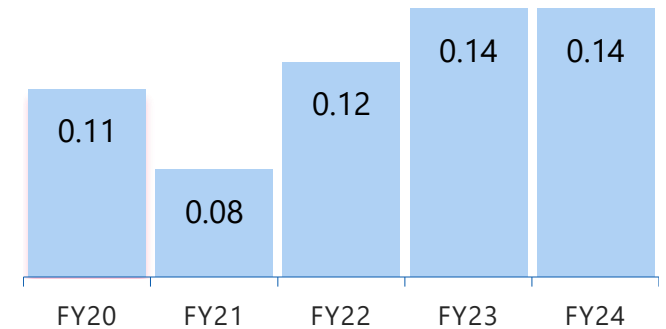
## CNG

**2.7 mmscmd**



## Commercial

**0.14 mmscmd**

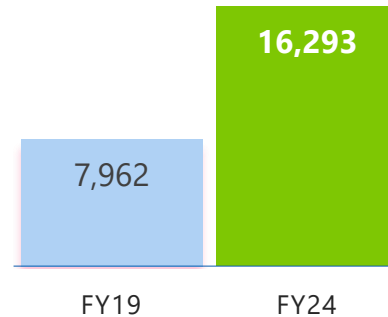


# Standalone Financial Performance as on 31<sup>st</sup> March

## Revenue from Operations

**₹ 16,293 Crore**

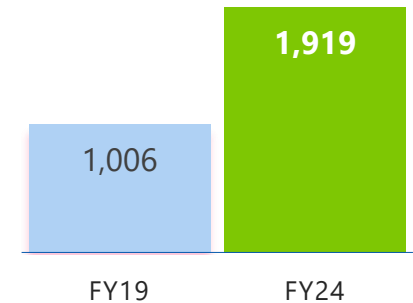
**CAGR – 15%**



## EBITDA

**₹ 1,919 Crore**

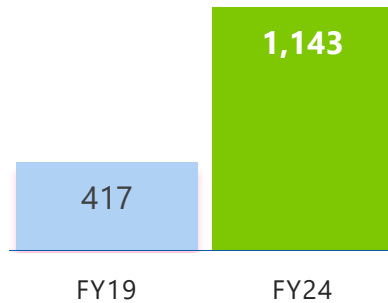
**CAGR – 14%**



## Profit after Tax

**₹ 1,143 Crore**

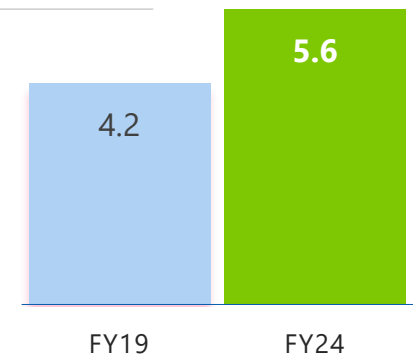
**CAGR – 22%**



## EBITDA

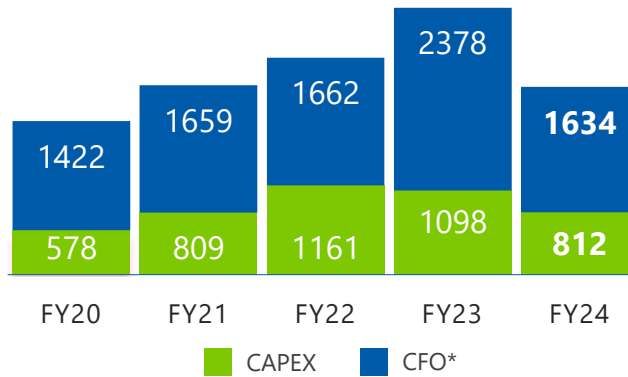
**5.60 ₹/scm**

**CAGR – 6%**



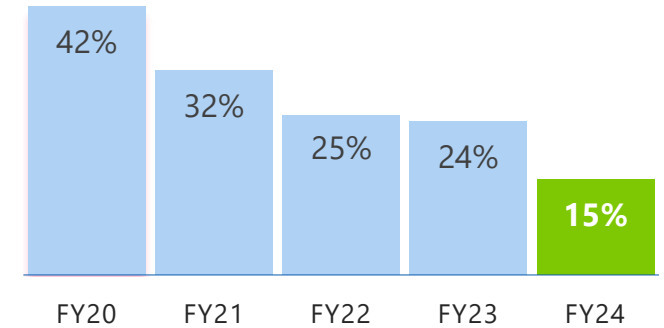
# Shareholders' Value Creation as on 31<sup>st</sup> March

## Capex & CFO

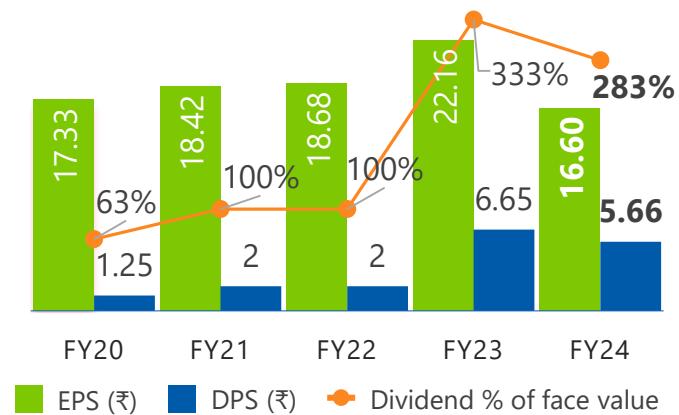


## Return on Equity

**15%**

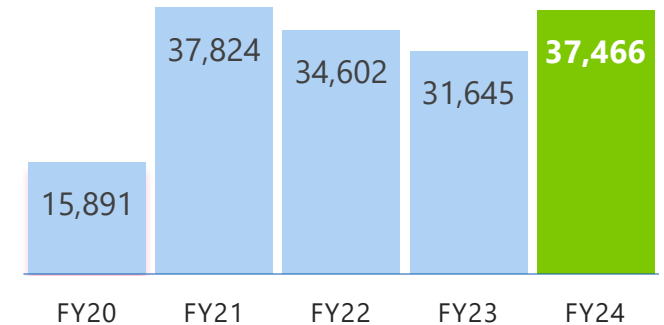


## EPS & Dividend per Share



## Market Capitalization

**₹ 37,466 Crore**



\*CFO = Cash flow from operating activities





## Development of Anganwadis

Contribution for development of  
Anganwadis across Gujarat.



---

# Privilege of Giving Back to the Society

Touching the lives of various sections of society through CSR initiatives



## Gas Supply to Crematoriums

---

Free gas supply to more than 60 crematoriums across the operating areas of Gujarat Gas



## Construction of a School Building

---

Kanya Ashram Shala in Tanki Village, Taluka Dharampur, District Valsad



## Income generation activities in aspirational districts of Gujarat

Contribution for income generation activities like establishment of Mangalam Canteen, Customer Hiring Centers, Millet based value chain, Cattle Feed Unit, Micro Enterprise Development

# Thank You



**CNG Station**



**Green Hydrogen  
Blending with PNG at  
NTPC, Kawas**



**PNG in Industry**



**Natural Gas Skid**



**PNG - Domestic**